


# Introduction to North Carolina's Public Schools Budget



**Kristopher Nordstrom**  
**Fiscal Research Division**

**February 14, 2013**



**FISCAL RESEARCH DIVISION**  
A Staff Agency of the North Carolina General Assembly

# Takeaways

---

1. Provide some context before deeper dive into budget
2. Define key terms
3. Delineate State and local responsibilities
4. Review diverse characteristics of NC's school districts

# NC Public Schools—Key Facts

- NC public schools divided into 115 local education agencies (LEAs)
  - 89 counties where county/LEA boundaries the same
  - 11 counties with multiple “county” and “city” LEAs



# NC Public Schools—Key Facts

---

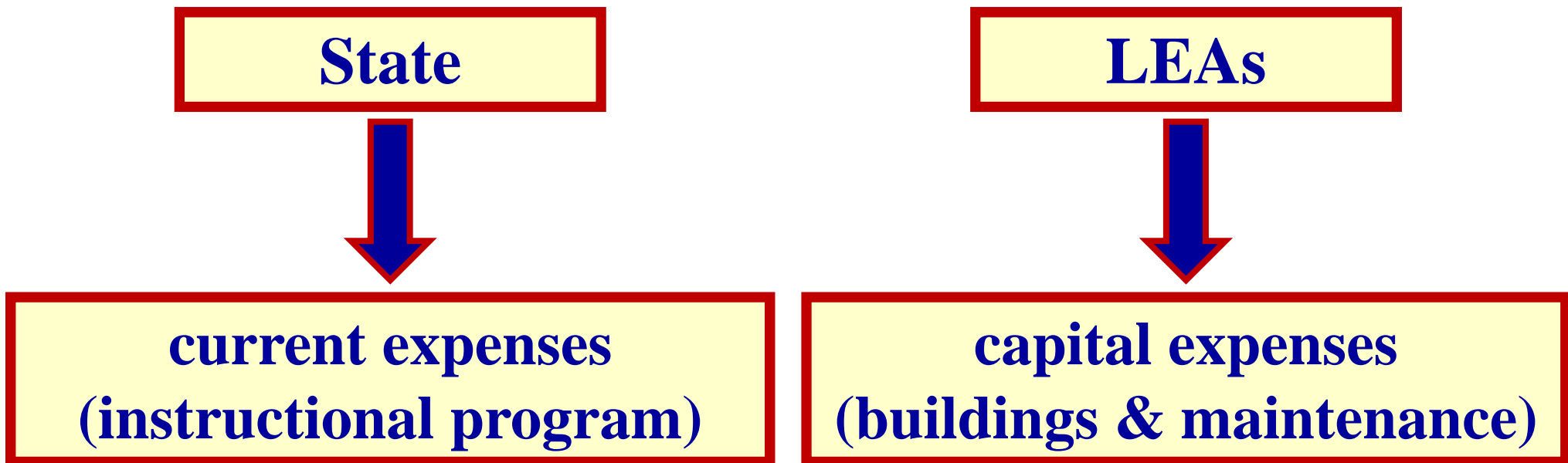
## Constitutional Responsibilities

- North Carolina Constitution:
  - “The General Assembly shall provide by taxation and otherwise for a general and uniform system of **free public schools...**”
  - “The General Assembly **may assign to units of local government such responsibility for the financial support of the free public schools** as it may deem appropriate. The governing boards of units of local government...may use local revenues to add to or supplement any public school or post-secondary school program.”

# NC Public Schools—Key Facts

## **Delineation of Funding Responsibilities**

- 1933 School Machinery Act



- Now delineated in G.S. 115C-408(b)

# NC Public Schools—Key Facts


## Delineation of Operational Responsibilities

**State**



- **Development of policies**
- **Technical assistance**
- **Oversight / management of statewide resources**

**LEAs**



- **Resource allocations between schools**
- **Day-to-day operations**
- **Hiring of personnel**

# NC Public Schools—Key Facts

---

## School Characteristics

**Total Schools**



**2,526**

**Traditional Schools**



**2,418**

**Charter Schools**



**107**

**Regional Schools**

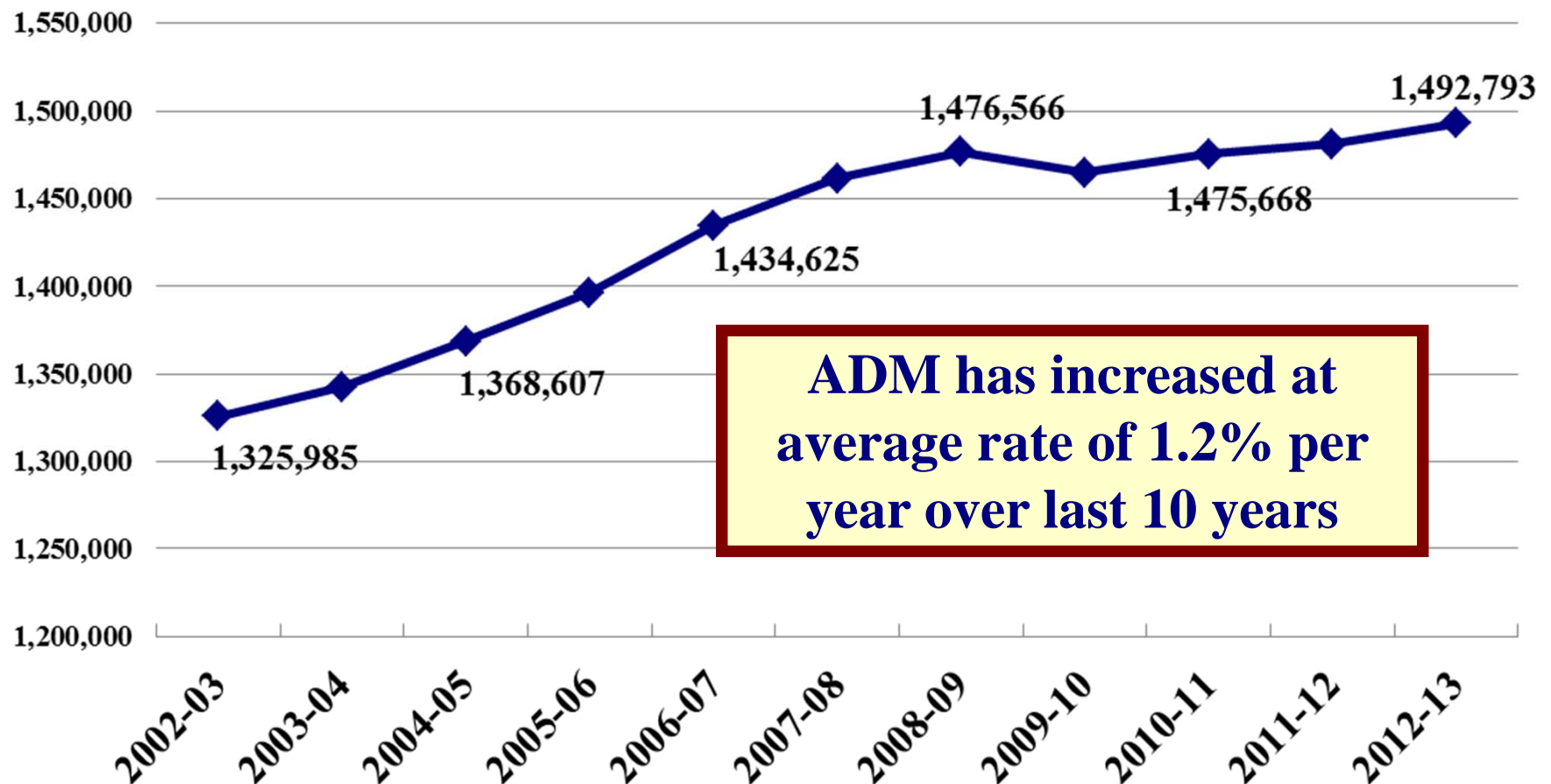


**1**

# NC Public Schools—Key Facts

## Average Daily Membership

### Allotted ADM: FY 2003-2013





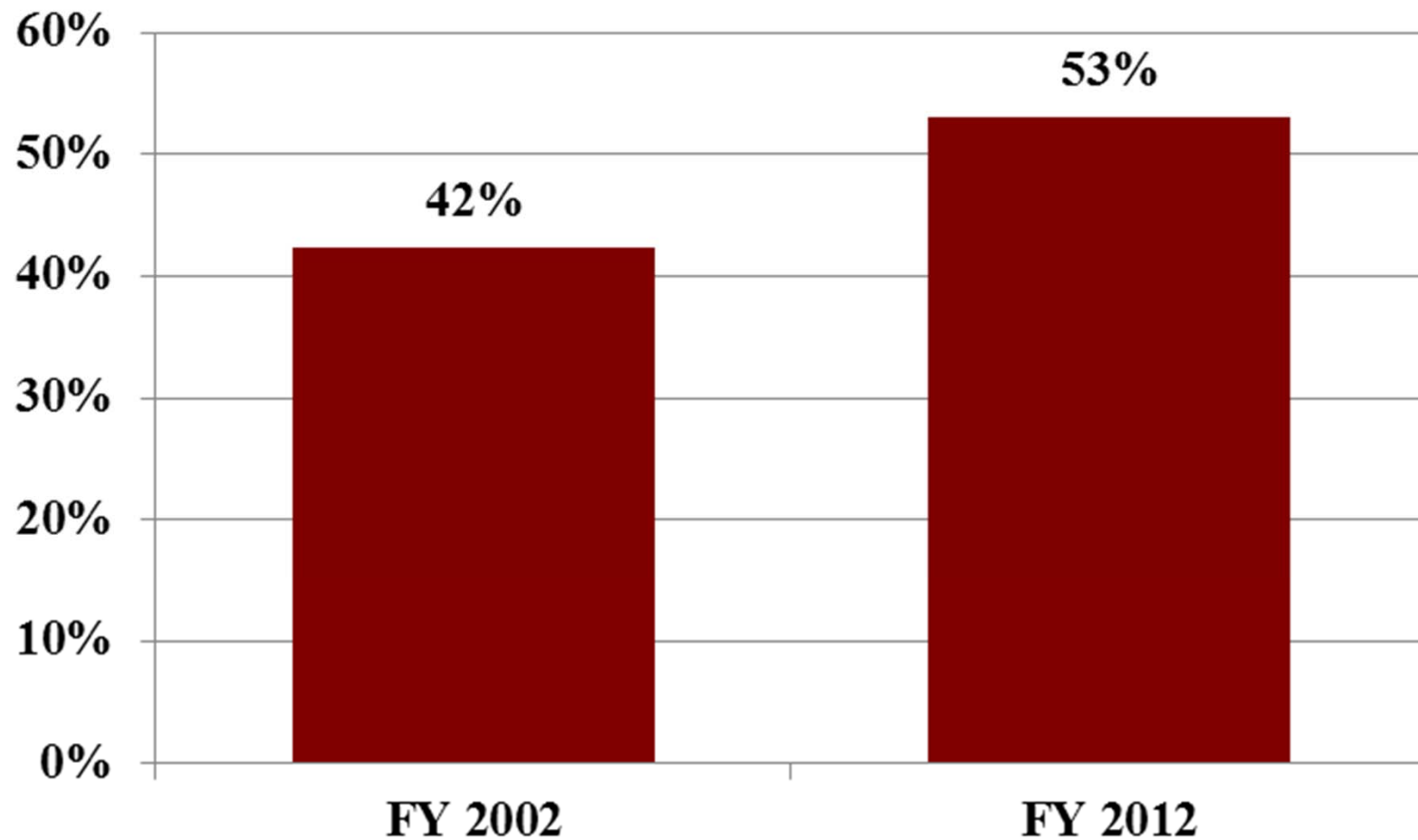
# NC Public Schools—Key Facts

## Student Characteristics

<b>Statewide ADM</b>	<b>1,492,793</b>	<b>100%</b>
<b>Traditional Schools ADM</b>	<b>1,443,998</b>	<b>97%</b>
<b>Charter Schools ADM</b>	<b>48,795</b>	<b>3%</b>
<b>Free or Reduced Lunch</b>	<b>793,893</b>	<b>53%</b>
<b>Limited English Proficient</b>	<b>104,524</b>	<b>7%</b>
<b>Children with Disabilities</b>	<b>175,102</b>	<b>12%</b>

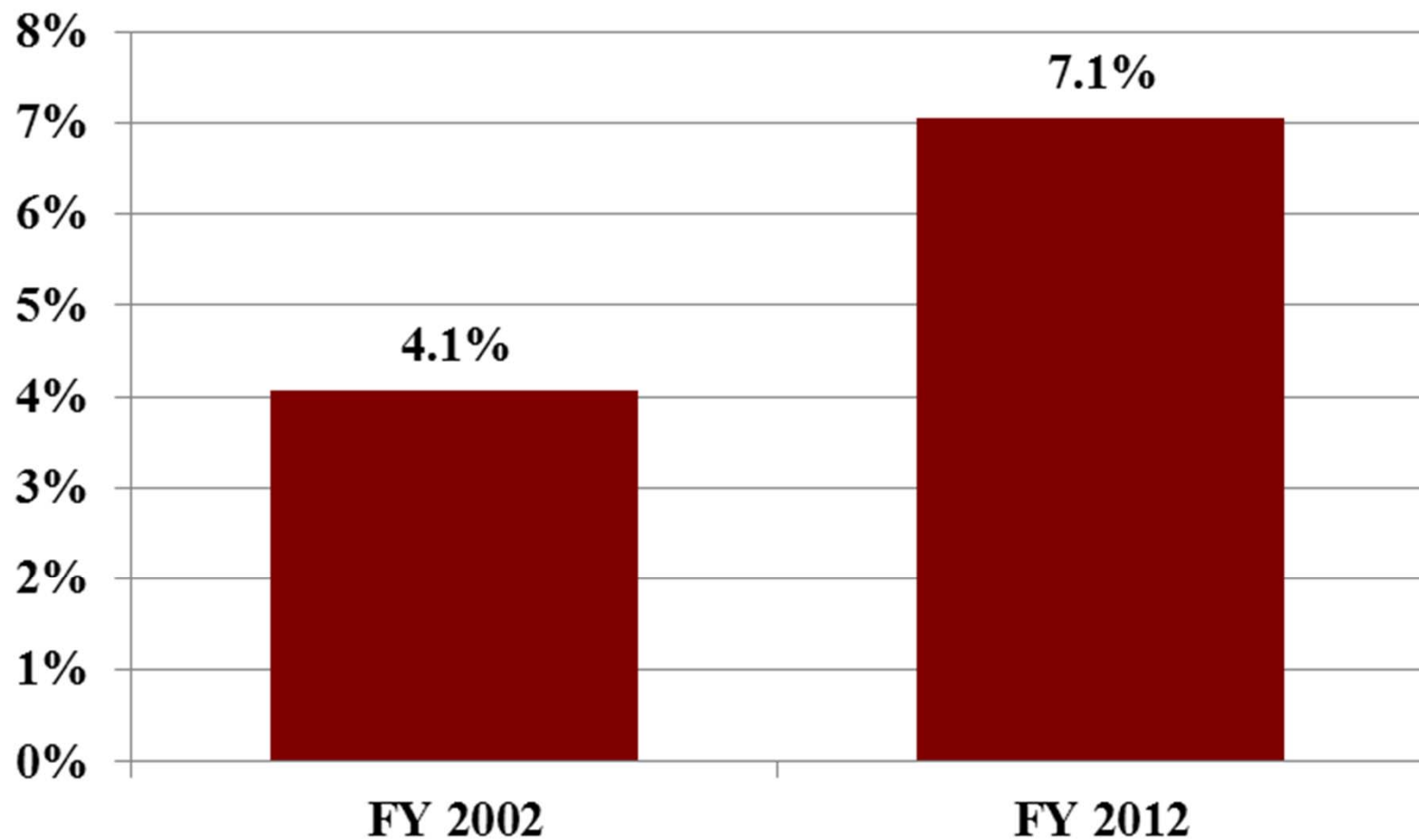
# NC Public Schools—Key Facts

## Free or Reduced Lunch



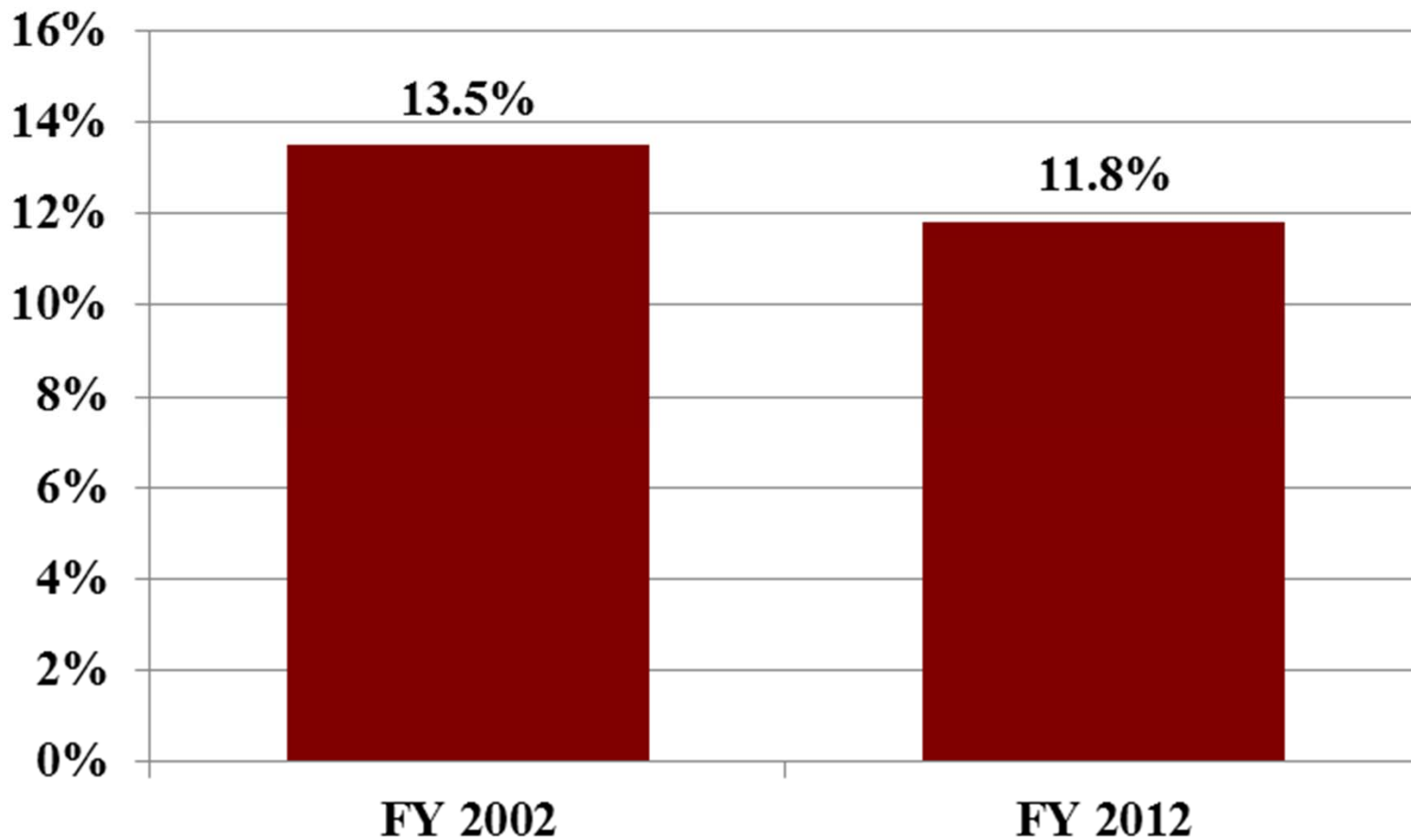
# NC Public Schools—Key Facts

## Limited English Proficient



# NC Public Schools—Key Facts

## Children with Disabilities



# NC Public Schools—Key Facts

---

## LEA Characteristics

- LEAs vary greatly
  - Size
    - Over 50% of students are in the 15 largest LEAs
    - 41 LEAs with less than 4,000 students
  - Wealth – ability to generate local funding for schools
  - Student needs
    - LEP
    - CWD
    - Poverty

# NC Public Schools—Key Facts

## Per Pupil Expenditures

**State Funds**

**\$13,470**



**Average:  
\$5,361**



**\$4,697**

**Federal Funds**

**\$2,936**



**Average:  
\$1,182**



**\$503**

**Local Funds**

**\$5,075**



**Average:  
\$1,893**

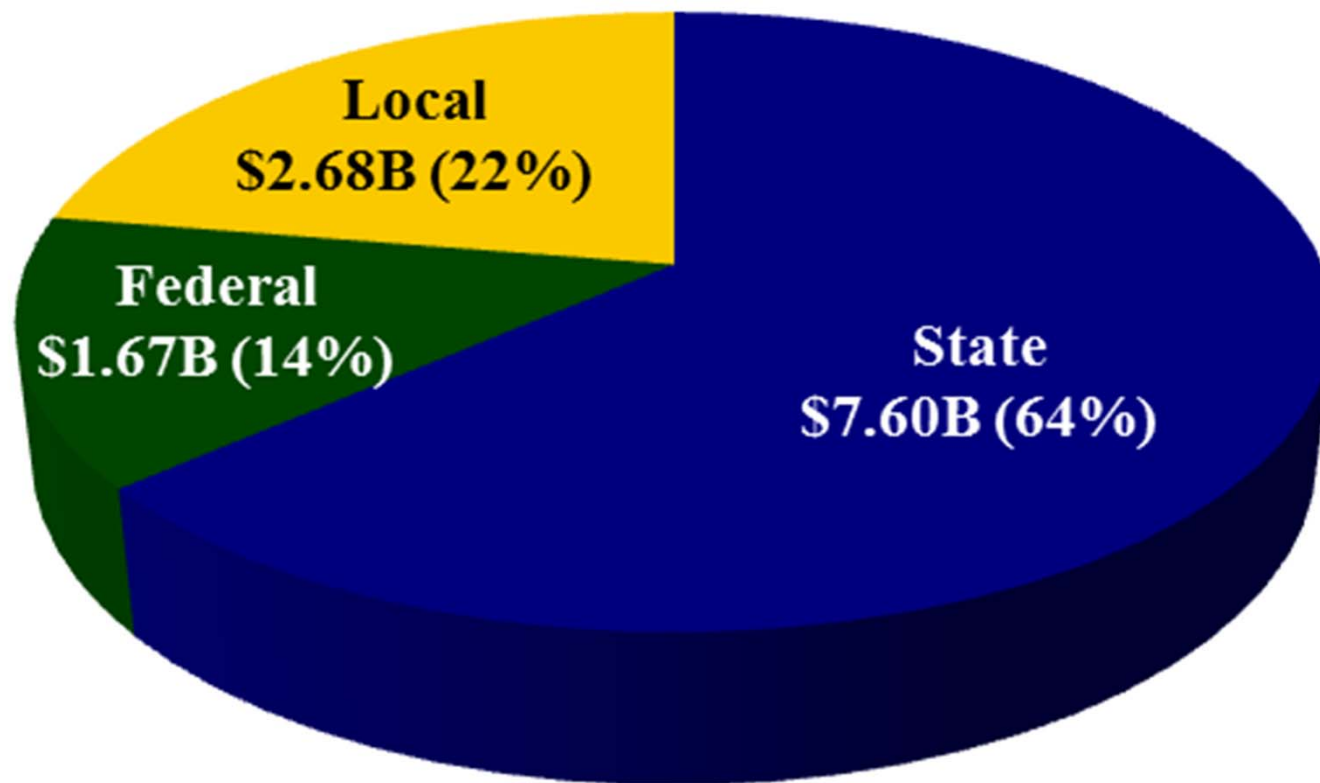


**\$834**

# NC Public Schools—Key Facts

---

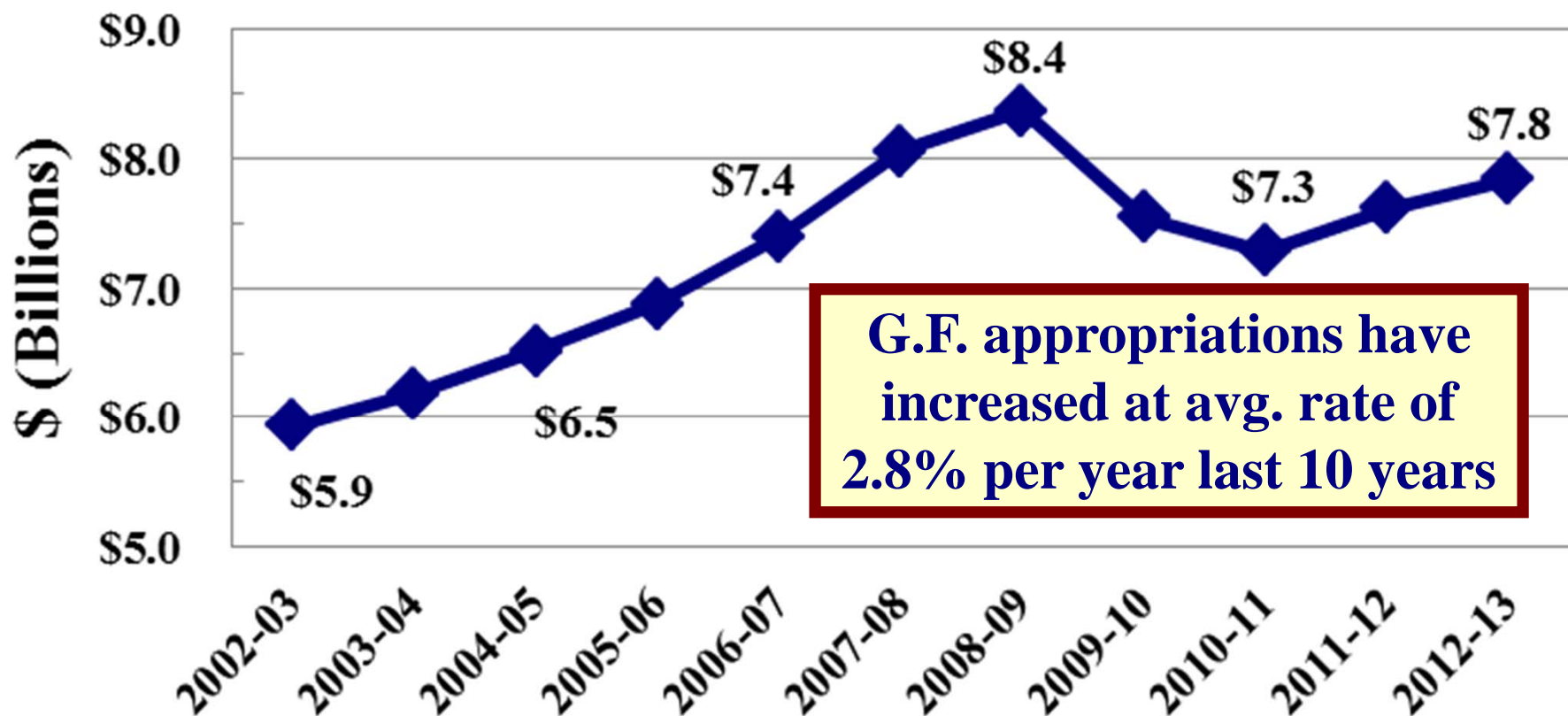
## Public Schools FY 2011-12 Current Expense Expenditures by Source



Source: Department of Public Instruction Statistical Profile

# NC Public Schools—Key Facts

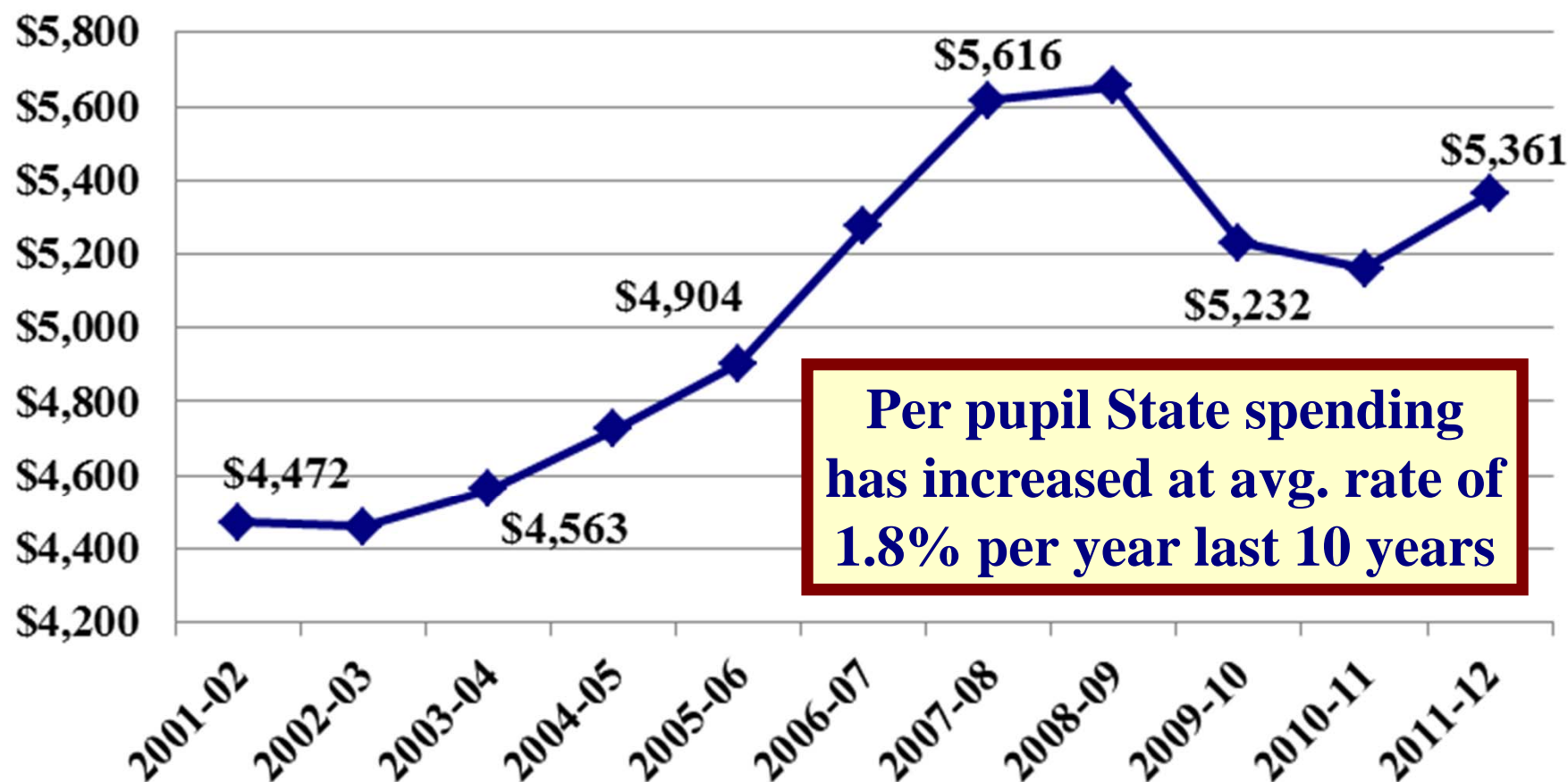
## State Public Schools General Fund Appropriations





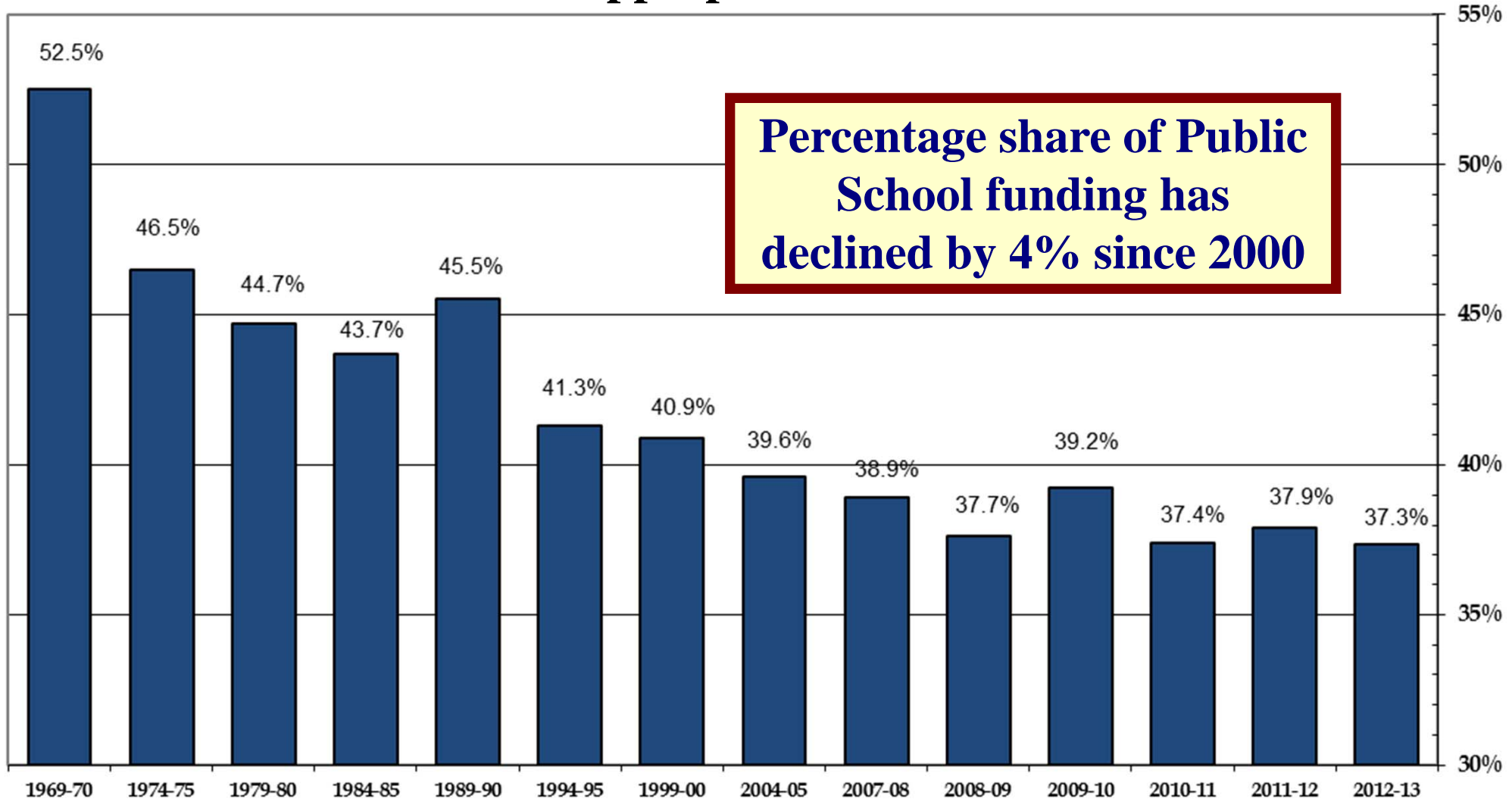
# NC Public Schools—Key Facts

## State Expenditures per Pupil



# NC Public Schools—Key Facts

## % of State General Fund Appropriations allocated to Public Schools



Source: Department of Public Instruction (Highlights), Feb. 2013 (anticipated)

# NC Public Schools—Key Facts

---

## **NC Per Pupil Revenue vs. Rest of US**

**Total: \$9,101 (45th)**

**State: \$5,739 (22nd)**

**Local: \$2,208 (47th)**

**Federal: \$960 (40th)**

Source: US Department of Education, NCES, data from FY 2008-09

# NC Public Schools—Key Facts

---

## Additional Resources

- **DPI website:** <http://www.ncpublicschools.org/>
  - Data & reports (Highlights & Statistical Profile):  
<http://www.ncpublicschools.org/fbs/resources/data/>
  - School report cards: <http://www.ncreportcards.org/src/>
  - Manuals:  
<http://www.ncpublicschools.org/fbs/resources/manuals/>
- **FRD website:** <http://www.ncleg.net/fiscalresearch/>
  - Budget documents and summaries
  - Topical reports

# NC Public Schools—Key Facts

---

## Additional Resources

- **Brian Matteson:** [brianm@ncleg.net](mailto:brianm@ncleg.net)  
(919) 733-4910
- **Kristopher Nordstrom:** [kristophern@ncleg.net](mailto:kristophern@ncleg.net)  
(919) 733-4910

---

# Questions?